



MIDDLE CLASS SCHOLARSHIP

This document presents aggregate demographic data about the 2018-19 Middle Class Scholarship paid recipients. Total Middle Class Scholarship paid recipients: 52,883.

The Middle Class Scholarship program provides eligible undergraduate students at the University of California (UC) or the California State Universities (CSU) with a scholarship amount that, combined with other publicly funded financial aid received by the student, can be up to 40 percent of the institution’s mandatory system-wide tuition and fees.

Assembly Bill 94 (Chapter 50, Statutes of 2013), established the Middle Class Scholarship program for eligible students attending a UC or CSU, to be phased in over four years. The program was fully phased-in for 2018-19; the maximum award was 40% of mandatory systemwide tuition and fees for UC (\$12,570) and CSU (\$5,742). The MCS program funds are set by statute and may be amended during the fiscal budget process. The allocation for 2018-19 was approximately \$104 million.

Students who are eligible are those who complete a FAFSA or CADAA by the March 2nd deadline and meet the following criteria:

- California resident;
- Enrolled in a UC or CSU undergraduate program;
- Household income less than or equal to \$171,000; and
- Annual household asset amount of no more than \$171,000.

The maximum award amount per student ranges from 10 to 40 percent as determined by income and is offset by the student’s other federal, state, or institutional aid.

The data in this report reflect the 2018-19 MCS paid recipients. Paid Recipients are those UC and CSU undergraduate students who applied for MCS awards, met statutory requirements, were offered awards, and received payment.

For 2018-19, 62,596 students were offered MCS awards which included 12,279 at the UC and 50,317 at the CSU. Of the 62,596 offered awardees, 52,883 (84.5%) actually used their awards and became Paid Recipients. Of the 52,883, 9,430 (18%) were attending a UC and 43,453 (82%) were attending a CSU.

TABLE 1
MCS Paid Recipients by Segment

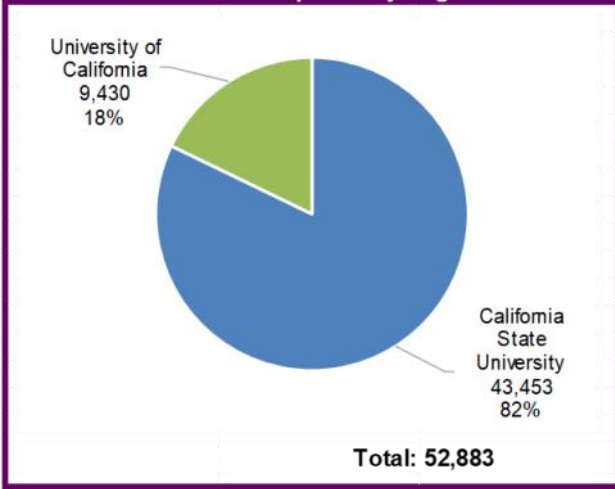
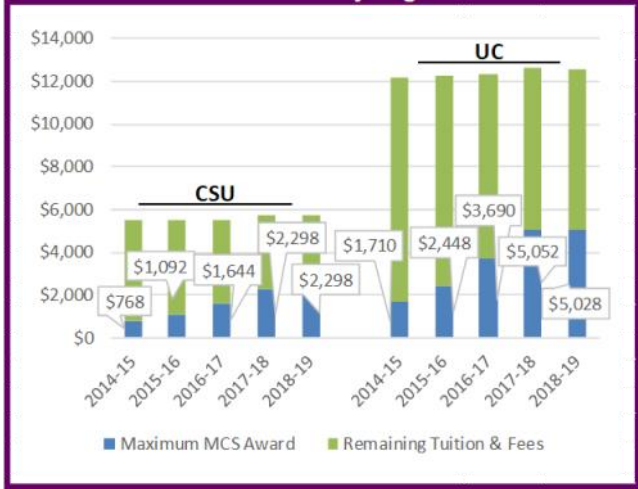


TABLE 2
Max MCS Award Phase-In by Segment Over Time



The maximum Middle Class Scholarship award at the University of California (UC) is 40 percent of mandatory system-wide tuition and fees, or \$5,028 for 2018-19. 9,430 students were paid at the UC with an average award of \$2,975. The total amount paid to UC students was \$28,055,078. The following charts include data on UC paid recipients by: dependency, assets, gender, income, education level, and age.

TABLE 3

Average UC Assets by Dependency*

Dependency	Assets
Dependent - Parent Assets	\$29,321
Independent - Student Assets	\$15,345

* Assets do not include the primary residence or retirement plans; 98 percent of new paid recipients are dependent.

TABLE 4

UC Paid Recipients by Gender

Gender	Count	Percent
Women	5,334	56.6%
Men	4,096	43.4%

TABLE 5

University of California Paid Recipients by Income

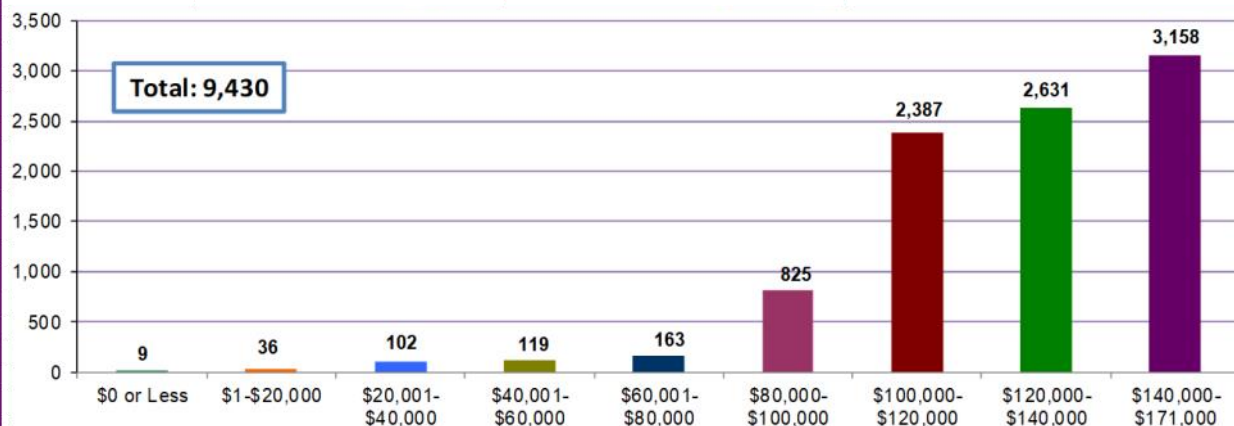


TABLE 6

UC Paid Recipients by Education Level

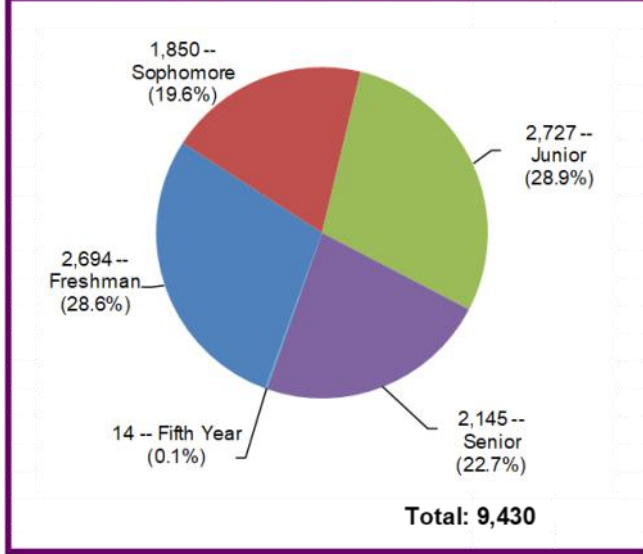
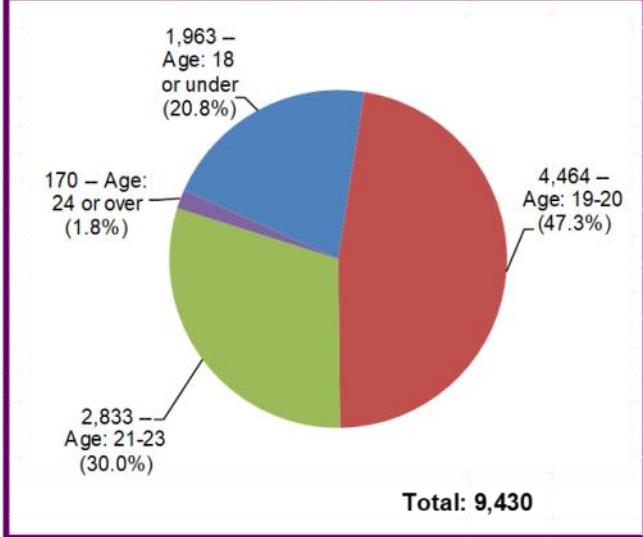


TABLE 7

UC Paid Recipients by Age





California State University

The maximum Middle Class Scholarship award at the California State Universities (CSU) is 40 percent of mandatory system-wide tuition and fees, or \$2,298 for 2018-19. 43,453 students were paid at the CSU with an average award of \$1,756. The total amount paid to CSU students was \$76,289,700. The following charts include data on CSU paid recipients by: dependency, assets, gender, income, education level, and age.

TABLE 8

Average CSU Assets by Dependency*

Dependency	Assets
Dependent - Parent Assets	\$14,408
Independent - Student Assets	\$2,956

* Assets do not include the primary residence or retirement plans; 83 percent of new paid recipients are dependent.

TABLE 9

CSU Paid Recipients by Gender

Gender	Count	Percent
Women	25,311	58.2%
Men	18,142	41.8%

TABLE 11

CSU Paid Recipients by Education Level

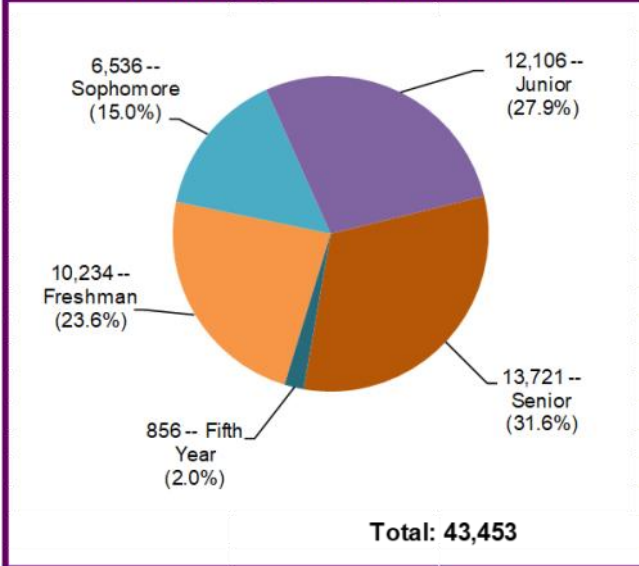


TABLE 12

CSU Paid Recipients by Age

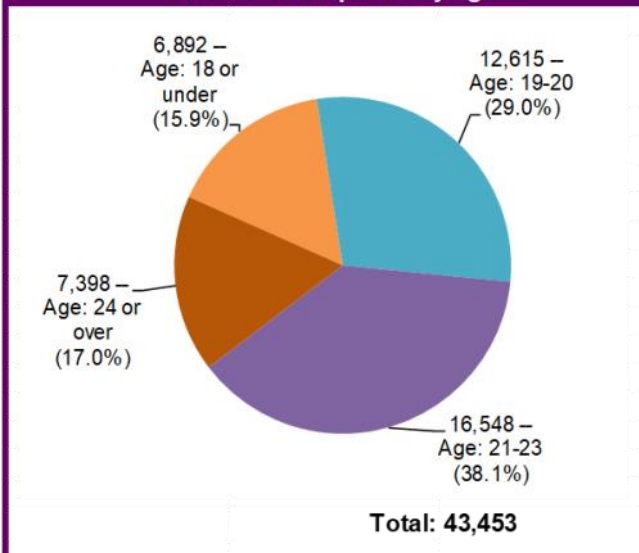
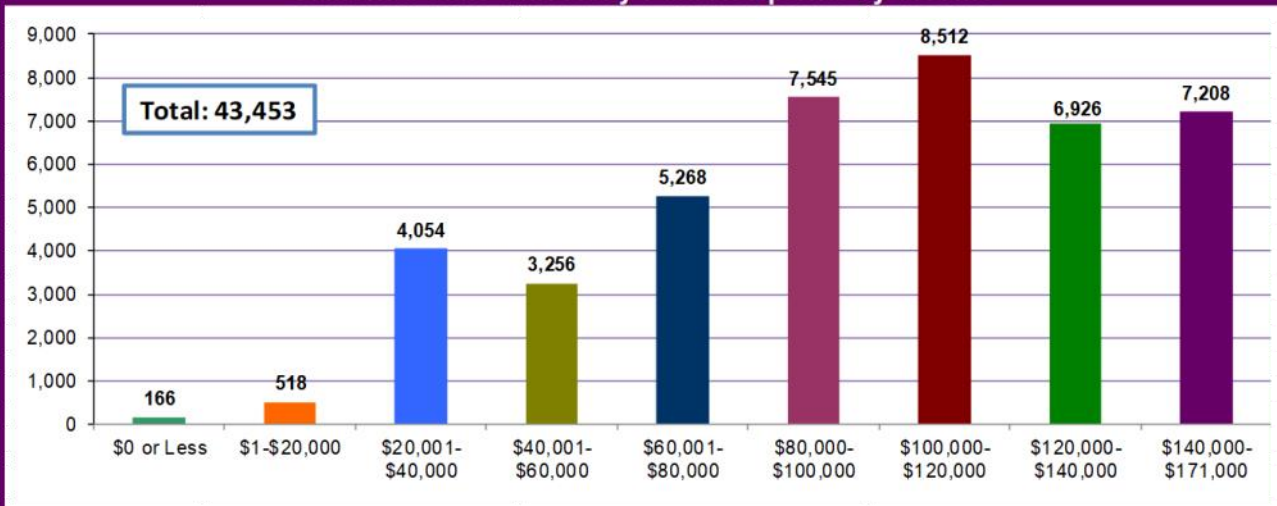


TABLE 10

California State University Paid Recipients by Income



About the Paid Recipients

TABLE 13
Middle Class Scholarship
Paid Recipients by Application Filed

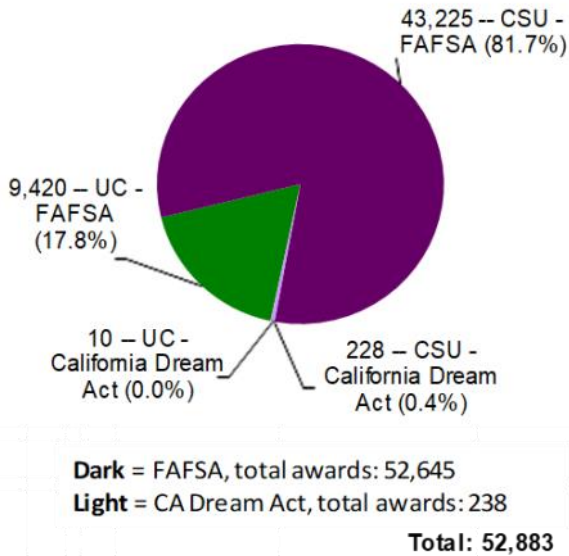
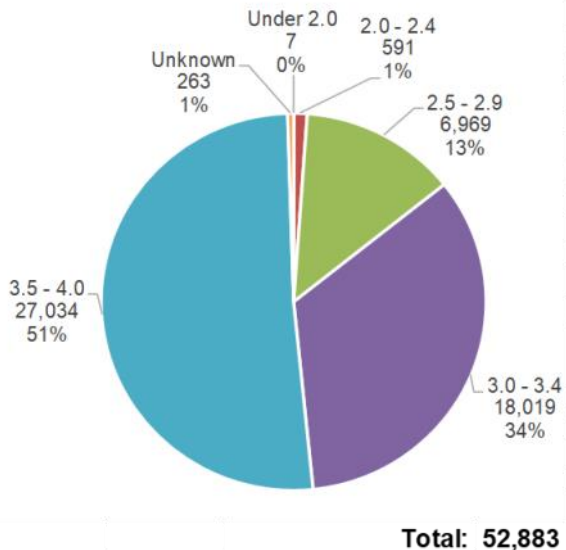


TABLE 14
Typical Middle Class Scholarship Paid Recipient

	Income	Family Size	Age
Univ. of California	\$126,336	3.9	20
California State U.	\$98,834	3.7	22
All Recipients	\$103,738	3.7	22

TABLE 15
MCS Paid Recipient by GPA



About the Applicants

Applicants must meet multiple criteria to qualify. Submitting both the Free Application for Federal Student Aid (FAFSA) or the California Dream Act Application is the first step for students to be considered for a Middle Class Scholarship award. Students must then have their enrollment confirmed by their school in order to be offered an award. Of the 395,832 applicants who were successful in these steps, 333,236 were not eligible, including: 310,372 due to other aid covering tuition and fees, 3,298 due to income exceeding the ceiling, 3,776 due to assets exceeding the ceiling, 4,858 due to not meeting the deadline, and 3,880 having insufficient remaining eligibility. The remaining 62,596 were offered a Middle Class Scholarship, and 52,883 of these became paid recipients.



California Student Aid Commission
P.O. Box 419026
Rancho Cordova, CA 95741-9026
www.csac.ca.gov

The California Student Aid Commission is the state principal agency responsible for administering financial aid programs for students attending public and private universities, colleges, and vocational schools in California. The financial aid programs include the Cal Grant program, the Middle Class Scholarship program, the Chafee Grant Program and several targeted state scholarship and loan assumption programs. The Commission also administers financial aid awareness and outreach programs, such as CalSOAP and Cash for College, in collaboration with business, private industry and community-based organizations.